


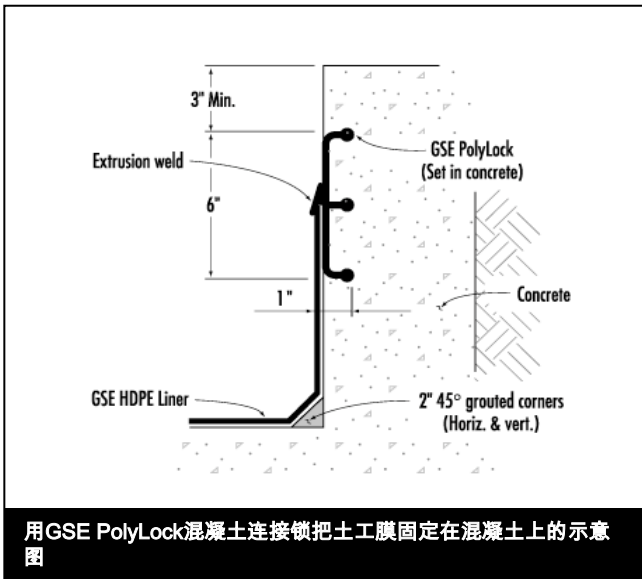
## GSE PolyLock混凝土连接锁

GSE是首家开发挤出成型的HDPE混凝土连接锁的公司。GSE PolyLock混凝土连接锁坚固、耐用，能被浇筑或嵌入湿的混凝土中，在混凝土准备完成后用于焊接的表面暴露在外。锚固爪的嵌入提供了土工膜对混凝土的高强度机械锚固。当正确安装与使用时，GSE PolyLock混凝土连接锁可以提供防止渗漏的优质屏障。GSE PolyLock混凝土连接锁是最有效且最经济的针对HDPE的现浇锚固系统。

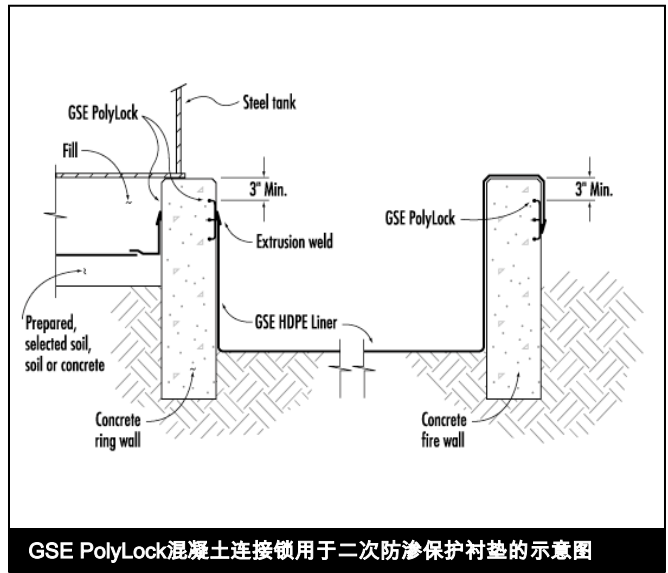


GSE PolyLock混凝土连接锁提供一个宽的焊接表面以连接聚乙烯土工膜

GSE PolyLock混凝土连接锁规格	
尺寸	
标准长度, 英尺 (米)	10 (3)
宽度, 英寸 (厘米)	6 (15)
锚固爪长度, 英寸 (厘米)	1 (2.5)
抗化学性能极好	
拉伸强度, 1b/in <sup>2</sup> (MPa)	>4,000 (28)
低温脆化性能, °F (°C)	<-120 (84)



用GSE PolyLock混凝土连接锁把土工膜固定在混凝土上的示意图



GSE PolyLock混凝土连接锁用于二次防渗保护衬垫的示意图

AP010CN R05/20/05

This information is provided for reference purposes only and is not intended as a warranty or guarantee. GSE assumes no liability in connection with the use of this information. Please check with GSE for current, standard minimum quality assurance procedures and specifications.

GSE and other marks used in this document are trademarks and service marks of GSE Lining Technology, Inc; certain of which are registered in the U.S.A. and other countries.

<b>Americas</b>	GSE Lining Technology, Inc.	Houston, Texas	800-435-2008	281-443-8564	Fax: 281-230-8650
<b>Asia/Pacific</b>	GSE Lining Technology Company Ltd.	Bangkok, Thailand		66-2-937-0091	Fax: 66-2-937-0097
<b>Europe/Middle East/Africa</b>	GSE Lining Technology GmbH	Hamburg, Germany		49-40-767420	Fax: 49-40-7674233